



A. T. A.

Australian Timetable Association



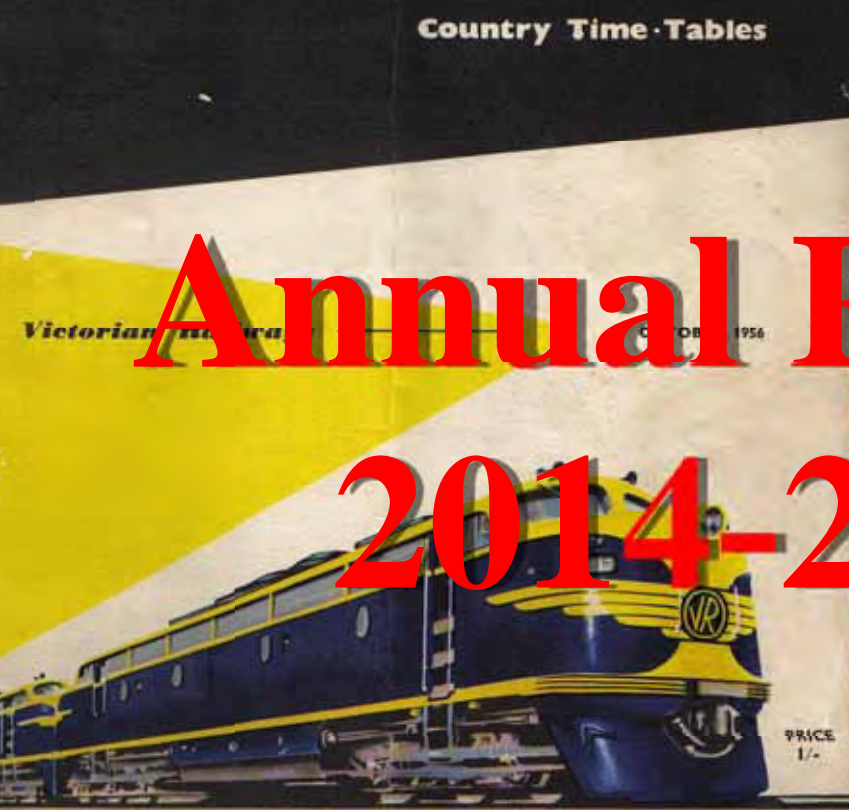
2006




2000



2001



Country Time Tables



NEW SOUTH WALES GOVERNMENT RAILWAYS FROM JUNE 21, 1964 **** PRICE ONE SHILLING

Annual Report 2014-2015



2002



2003



2005



2007



2008



2009



2011





ATA

Australian Timetable Association Inc.

The Transport Analysts

Annual Report 2014-2015

This Annual Report contains all of the reports and papers to be presented to the ATA 32nd Annual General Meeting in Melbourne on 29th August, 2015.

—Contents—

Agenda	3
President's Report	4
Financial Reports	5
Editors of <i>Table Talk</i> Report	8
Editor of <i>The Times</i> Report	9
Production Manager's Report	10
Distribution Officer's Report	11
Membership Officer's Report	13
Auctioneer's Report	14
Archives Officer's Report	15
Webmaster's Report	15
Adelaide Branch Report	16
Brisbane Branch Report	16
Canberra Branch Report	16
Melbourne Branch Report	16
Sydney Branch Report	16
Minutes of the 2013-2014 AGM	17
Membership and Attendee List	18
Office Holders 2014-2015	19
Office bearers and Proceedings of the 2014-2015 AGM (your notes)	20





Agenda

AATTC 30th AGM 19th October 2013

AUSTRALIAN TIMETABLE ASSOCIATION INC. (Inc. No A0043673H)

NOTICE OF 32nd ANNUAL GENERAL MEETING

to be held at Hawthorn Tram Museum, 2PM on 29th August 2015

Notice is hereby given that the 32nd Annual General Meeting of the Australian Timetable Association will be held on **Saturday 29th August 2015** at Hawthorn Tram Museum, commencing at 2 pm Australian Eastern Standard Time. The agenda for the meeting is shown below.

Geoff Lambert
President
21st July 2015

AGENDA

1. **Welcome, Attendance and Apologies**
2. **Minutes of the 31st Annual General Meeting** (held at Transit Graphics on 18th October 2014)
 - 2.1 Business Arising
3. **Correspondence**
 - 3.1 Matters Arising
4. **Reports**

<ol style="list-style-type: none"> 4.1 President's Report 4.2 Financial Report 4.3 Editor of <u>The Times</u> Report 4.4 Editor of <u>Table Talk</u> Report 4.5 Production Manager's Report 	<ol style="list-style-type: none"> 4.6 Distribution Officer's Report 4.7 Membership Officer's Report 4.8 Auction Report 4.9 Any other Reports
--	---
5. **Divisional Reports**

<ol style="list-style-type: none"> 5.1 Brisbane 5.2 Sydney 5.3 Canberra 	<ol style="list-style-type: none"> 5.4 Melbourne 5.5 Adelaide
--	---
6. Resolution on the number of Ordinary Committee Members for the coming year.
7. **Election of Committee of Management**
 - 7.1 President
 - 7.2 Vice-President
 - 7.3 Secretary
 - 7.4 Treasurer
 - 7.5 **As many** Ordinary Committee Members as have been decided upon under Agenda Item 6
7. **General Business**
 - 7.1 Location of the 33rd (2016) Annual General Meeting
 - 7.2 Any other General Business that may be admitted by the Chairman





President's Report 2014-2015

GEOFF LAMBERT



I rather like this cartoon because it simultaneously pokes fun at what we are and underlines the fact that we actually provide a service to people who appreciate timetables. This appreciation has been subliminally present in a great proportion of the world's population ever since Bradshaw invented the things some 175 years ago.

It may seem—and indeed it is—a fairly ridiculous thing to collect timetables just for the sake of collecting them. But, it is certainly not unusual for many people to have them

constantly to hand, as Sherlock Holmes did with Bradshaw in the 19th century. Holmes kept his Bradshaw on the mantelpiece for ready consultation. He would be astounded to discover that most people in the 21st century carry them around in their pockets. He would be astounded, also, to discover how many people do this. In Sydney alone, it is estimated that 3 million people do it. They have a smart phone of course. The circulation of Bradshaw's Guide seems to have been no more than 100,000 at its peak, so timetables are really going places today in more ways than one.

We truly live in the "*Golden Age of the Timetable*". It was the recognition of this new Golden Age, plus the knowledge that about 95% of our members are students of timetabled services more than they are collectors of timetable paper, that led several recent ATA Presidents to urge a change of name of this Association. This was achieved two years ago and, for the succeeding two years, the ATA has been undergoing a slow and gentle morphing towards an organisation that reflects the way the rest of the world acquires and uses timetables. But, all the while, of course, reflecting the 175 years of timetable history and timetable science. Our Facebook page and Twitter accounts are emblematic of our changing face. The massive revamp of our web-page will add further opportunities for us to interact with the modern timetable world. We are not done yet— but we are getting there. For the first time in our history, the average age of our members is coming down as the tech-savvy begin to join.

I am always particularly struck by the level of pro-active participation by our membership base. By my count, more than 40% of our members are proactive through their contributions to the running of the Association. This must be something of a world record.

At a more micro level, the day-to-day task of presiding over the ATA—always a pleasure—has had a few challenges this year—but mainly when I have been wearing my Production Manager's hat. These challenges are detailed in the Production Manager's Report.

The ATA is required by legislation to have a Management Committee (see list of its members at back of this report) and for that Committee to meet at least 4 times per year. Except at AGM time (when we can meet face-to-face) these meetings are conducted by Skype—a far cry from a decade ago when committee members crowded around a small number of daisy-chained speaker-phones. These meetings (and the AGM) are the only time the President needs to "preside". We have no Ordinary General Meetings for members. These we delegate to the Divisions, which meet regularly and are, in effect, the equivalent of subcommittees—each with its own "Presiding Officer". The reports of these Presiding Officers can be found in "Branch Reports", later in this report.

The Skype Meetings in the year just gone have sometimes been challenging, but have been the tool by which we keep the Ship of State afloat. It's a strange, but unsurprising, thing, is it not, that a lot of timetable news gets floated at these meetings?

I should like to thank the members of the Committee, and those appointed to all the job roles we have created, for their logistical and moral support in running the ATA in the 2014-2015 year.

It has been a good year.



Treasurer's Report, 2014-2015

LEN REGAN



The Financial Statement shows that, on an accrual basis, ATA made a profit in 2014-15 of \$4643. This is a further improvement on the good results in the previous two years.

To achieve this result, in 2014-2015 compared with 2013-2014:

- Revenue for Membership Fees fell by only \$115.
- The Distribution Service showed a profit of \$816, an increase of \$964.
- Auctions made a profit of \$2891, an increase of \$733. Auctions are the largest contributor to the good financial results.
- Printing costs for "The Times" "Table Talk" and "Members News" fell by \$17.

During the year:

The use of direct deposit facilities for payments for Membership, Distribution List and Auctions continued to increase. This facility reduces costs to the Association.

The use of the ATA credit account with Australia Post by the Production Manager and Distribution Officers was used effectively for the purchase of postal services, postal items and stationery.


This virtually eliminates the need to reimburse personal expenses.

The Term Deposit held by ATA at Westpac has been increased from \$15,563 to \$19,076.

Membership fees fully cover the costs of printing and posting the monthly magazines to members, administration costs and costs associated with the National Timetable Collection.

It appears unlikely that there would be a need to increase membership fees in the near future.

The financial outlook for 2015-16 looks healthy, and funds are available for the Association to undertake beneficial projects.



The Treasurer in his "AATTC AGM shirt"



Audited Financial Statement for 2014-2015

JIM WELLS & LEN REGAN

Australian TimeTable Association Inc

ABN 74 248 483 468

Financial Statements for the Year Ended 30th June 2015

	2015	2014	2013	2012
	\$	\$	\$	\$
Statement of Income and Expenditure for the year ended 30th June				
Income				
Subscriptions	8,255	8,370	8,485	8,406
Retail Sales	326	372	341	388
Distribution Service	7,783	4,790	5,651	5,510
Auctions	4,999	3,805	4,002	1,954
Donations	-	250	-	-
Bank Interest	550	593	482	629
	21,913	18,180	18,961	16,887
Expenditure				
The Times Production	3,490	3,083	3,114	4,189
Table Talk Production	1,431	1,735	2,579	3,718
Members' Newsletter	185	271	276	118
Mailing Costs	2,428	2,035	2,825	2,305
Distribution Service	6,968	4,938	4,554	4,677
Auctions	2,108	1,647	2,144	1,544
National Timetable Collection	244	-	-	-
AGM	-	127	50	44
Administration	416	974	401	379
	17,270	14,810	15,943	16,974
Surplus / (deficit)	4,643	3,370	3,018	(87)
Financial Position (Balance Sheet) as at 30th June				
Current Assets				
Cash at Bank	12,693	10,748	7,328	10,154
Term Deposit	19,076	15,563	15,000	10,000
Debtors	326	62	186	62
	32,095	26,373	22,514	20,216
Current Liabilities				
Creditors	-	-	-	-
Subscriptions in advance	6,071	4,781	5,425	6,600
Mail Order deposits	2,442	2,653	1,520	1,065
	8,513	7,434	6,945	7,665
Net assets	23,582	18,939	15,569	12,551
Accumulated Funds				
As at start of period	18,939	15,569	12,551	12,638
Surplus / (deficit)	4,643	3,370	3,018	(87)
As at end of period	23,582	18,939	15,569	12,551

Jim Wells
(Accountant) 4th Aug 2015

Len Regan
(Treasurer) 4th Aug 2015

**Australian Timetable Association
Financial Details 1 July 2014 - 30 June 2015**

	July 14	Aug 14	Sept 14	Oct 14	Nov 14	Dec 14	Jan 15	Feb 15	Mar 15	Apr 15	May 15	June 15	General	Total	Cash	
	\$	\$	\$	\$	\$	\$	\$	\$	\$	\$	\$	\$	\$	\$	\$	
Income																
Membership 2014-15													4781.00	8255.44		
Received 2013-14													3506.50	3506.50	3506.50	
Received 2014-15													-10.03	-10.03	-10.03	
PayPal fees													6070.00	6070.00		
Membership 2015-16													-22.03	-22.03		
PayPal fees																
Distribution List																
Receipts	565.25	230.90	360.78	486.98	543.26	332.17	446.35	451.77	610.39	248.40	459.41	421.06		5156.72		
PayPal fees	-2.73	-2.17	-1.37	-2.36	0.00	-2.34	-1.35	-1.33	-2.48	-4.04	-2.21	-3.14		-25.52		
Income	562.52	228.73	359.41	484.62	543.26	329.83	445.00	450.44	607.91	244.36	457.20	417.92	2652.05	5131.20	5131.20	
Accrual from 2014																
Accrual to 2016													2440.70	5342.55		
Accrual income																
Auction																
Receipts	581.70	398.40	221.45	205.70	525.70	273.65	345.60	535.00	1257.65	210.90	298.30	177.70		5031.75		
PayPal fees	-11.38	-0.90	-1.12	-2.95	0.00	-3.65	0.00	0.00	-3.39	-1.08	-6.35	-2.28		-32.80		
Income	570.32	397.50	220.33	203.05	525.70	270.00	345.60	535.00	1254.26	209.82	291.95	175.42		4998.95	4998.95	
Invoice sales													325.50	325.50	325.50	
Donations													0.00	0.00	0.00	
Interest Cheque Ac													36.71	36.71	36.71	
Interest Term Deposit													513.56	513.56	513.56	
Total														19472.71	14480.36	
Expenses																
Mailouts																
The Times	273.89	271.67	250.85	274.00	289.71	330.00	236.11	310.00	320.00	293.33	320.00	320.00		3489.56		
Table Talk	141.67	240.27	99.51	75.60	102.35	147.00	113.33	168.00	0.00	83.34	130.00	130.00		1431.07		
Members News	11.80	0.00	16.59	37.80	25.59	12.25	0.00	14.00	12.00	10.42	0.00	45.00		185.45		
Envelopes	0.00	175.00	0.00	0.00	0.00	175.00	0.00	0.00	0.00	0.00	0.00	0.00		350.00		
Postage	224.79	140.31	168.07	175.02	131.38	177.90	176.04	169.97	181.86	179.49	168.51	184.42		2077.76		
Total	652.15	827.25	535.02	562.42	549.03	842.15	525.48	661.97	513.86	566.58	618.51	679.42		7533.84	7533.84	
Distribution List																
Auctions	501.25	207.02	450.13	296.70	205.15	301.80	398.15	448.54	421.77	276.20	219.15	801.29		4527.15	4527.15	
Administration	148.96	55.75	32.34	18.90	294.49	100.45	21.89	405.48	586.50	186.33	104.10	152.40	407.30	2107.59	2107.59	
Bank Fees													8.50	8.50	8.50	
National Tt Collection													242.88	242.88	242.88	
Total														14827.26	14827.26	
Credit liabilities																
Distribution List														2440.70	2440.70	
Auctions														14.15	14.15	
Profit														2190.59	-346.90	
Funds																
Cheque Account	30.06.15													12692.87		
Term deposit	30.06.14													19076.06		
Total funds														<u>31768.93</u>		
Compiled	4.08.15		Len Regan													Treasurer



Table Talk Editors' Reports 2014-2015

VICTOR ISAACS & CRAIG HALSALL



Table Talk, the Association's news magazine, had some problems this year. In total over the year 120 pages of news was produced. Individual issues ranged from 7 to 15 pages, proportionate to the amount of news available. The dual editing regime continued. Victor Isaacs produced the Rail/Tram news section, as well as the Air and Ferry sections and he assembled the final product. Craig Halsall produced the Bus news section. Illustrations appeared occasionally as dictated by subject matter and space available.



The February edition was seriously misprinted by our printer and had to be reprinted. Substitute issues were offered to members, both in hard copy and electronically. There were ongoing issues with the production of the Bus news section. Both your editors and the ATA Committee are well aware that the ongoing issues with the Bus News section have caused considerable disappointment to members.

Due to lateness of production, the Bus section of the August 2014 issue was produced separately. In the June 2015 issue, there was only a token Bus news section as Craig missed the deadline. A supplementary Bus News was also produced for the July 2015 issue, distributed electronically to members.

Despite best endeavours, Craig was often overwhelmed with the volume of bus news on several occasions, missing publishing deadlines on multiple occasions. He struggled to meet the challenge of balancing the editing duties with his work as a transport planner and his role as Assistant Secretary for the Bus and Coach Society of Victoria. We appreciate with gratitude the high quality and comprehensive details of the Bus News reports that Craig prepared.

An ongoing trend for members to merely contribute copy and pasted items from operator websites and media outlets rather than including further insights into changes also placed undue pressure on the editor to digest news from all corners of the country for inclusion in the magazine.

In a bid to streamline the workload to the bus editor, the editing team called for Bus News Co-respondents from each state in April to provide publishable summaries of news. We unfortunately have yet to fill this position for each state; however we thank both Ian Cooper and Steve Haby for their assistance in providing Tasmanian and Regional bus news in this new role. It is hoped the co-respondent role will continue to grow over the coming year. We would welcome offers from members from other states keen to take up this position for their local city or state.

After 30 editions, in early July Craig tendered his resignation as he felt he no longer could undertake the role to the standard and timeframes that both the committee and general membership demanded. He intends to continue to assist the editing team as a Melbourne Bus News Co-respondent.

Great thanks are due to those public-spirited members and friends who contributed news over the past year. We also acknowledge those who post news online to sites such as Australian Transport Discussion Board, which we unashamedly use to fill the pages of *Table Talk*.

Thanks must also go to our trusty and dedicated proof-readers, Agnes Boskovitz, David Cranney and Geoff Halsall for their efforts over the past year, often very close to the publishing deadline.





The Times Editor's Report 2014-2015

GEOFF LAMBERT



Below is a comparative table which shows the content, authorship, modal mix and geographical mix of articles and letters in The Times for 2014-2015.

It is no longer a case of “*The Mixture As Before*”, because there have been significant changes—most notably a significant drop in the number of bus articles. Several of our former contributors did not contribute this year; several bus articles were contributed by people who previously wrote about rail. The number of articles relating to Air Transport has jumped up to

replace the “lost” bus articles.

Sixty-three different authors (including a NSW Government Minister and a Spanish Inquisitor!) wrote for us in the last year, a maintenance of our contributor diversity. I would especially like to thank Jim Wells for his varied and erudite contributions on all types of timetables. As Victor Isaacs said, when proofing a recent edition. “*Jim always writes a good article*”.

Articles relating to Australian timetables jumped to reach 70% of the total, a proportion not seen for some years.

It has been a pleasant and rewarding job editing and writing for The Times during 2014-15. I have been particularly pleased with our first two years of having 100% colour covers and I believe our printer has done a good job of reproducing what I hope are eye-catching graphics.

I thank my principal proof-reader Victor Isaacs for his sterling service in pointing out many of the infelicities, errors of fact and typos that crept into my own articles during the year.

Type	2013-2014			2014-2015		
	Items	Pages	%age	Items	Pages	%age
Article	47	153	97%	54	173	95%
Letter	9	4	3%	9	10	5%
Review						
Note	1	1	0.6%			
Pictorial						
Total	57	158		63	183	
Mode						
Rail	34	90	60%	45	138	60%
Tram	1	7	5%	7	28	12%
Bus	13	39	26%	8	32	14%
Water				2	11	5%
Air	3	12	8%	7	19	8%
Non-Modal	1	1	1%	1	3	1%
Sum	52	148		70	231	
Area						
AUS	25	78	49%	49	127	70%
NZ						
UK	6	20	13%	5	22	12%
USA	9	27	17%	2	5	3%
EUR	12	28	17%	2	5	3%
OTH	4	6	4%	1	8	4%
ALL	1			4	15	8%
Total	57	158		63	183	
	Authors		Articles	Authors		Articles
	28		46	28		54



Production Managers' Report 2014-2015

GEOFF & JUDY LAMBERT

AS George Bernard Shaw once said *“Life wasn’t meant to be easy—but it can be delightful”*. The delightful bits were sufficiently frequent to counteract the “hard bits”—which were mostly of ATA’s own making—principally on the timing of the Bus News portion of too many editions of Table Talk. As usual, we have several minor, and one very major, glitch at our print shop. The major glitch was something of a worry in that very few people complained about it to the extent of asking for a hard-copy reprint. This is something to conjure with.



At the Post Office, things have run pretty smoothly this year as our “new” Print Post Mailing Centre seems to get more into its stride in coping with “tiddler” organisations such as ATA, with our close-to-the-minimum mail-out size.

All of this would have been more than twice as hard without Judy Lambert’s help.





Distribution Officers' Reports, 2014-2015

LEN REGAN



The Distribution Service continues to be one of the core activities of the Association.

The dynamic changes that were reported last year have continued this year. These changes involve the decline in the number of timetables that are being printed, the increasing difficulties of obtaining bulk supplies of some timetables, and changes in the habits of timetable collectors.

The involvement of many Distribution Officers in the collection, listing and despatching of timetables and information brochures for the Distribution List has enabled the Distribution Service to adapt to these changes, and more adaptation may continue to be desirable in the future.

In 2014-2015, 12 Distribution Lists were produced, one for each month. These are some of the usage statistics, with comparisons to the previous year.

- 61 people (most of them ATA members) placed orders for Distribution List items. This is a continuing downward trend, from 76 last year and the peak of 85 in 2011-2012.
- 16 members placed at least 10 orders during the year (down from 19).
- 966 items were listed, down by 174.
- 369 orders were placed, down by 35.
- 3252 copies of listed items were ordered, down by 900.
- The value of items ordered was \$6200, up by \$1241.
- Income was \$5131, down by \$624.
- Credit granted for the supply of Distribution List items was -\$10, \$1201 less than in the previous year. Much of this change was due to finalising the short term credit arrangements with Fahrplancenter in Switzerland. Credit is also granted on request as reimbursement for the costs of supplying items for the Distribution List.
- Expenses were \$4527, down by \$410.
- The cost of printing the Distribution List fell by \$11, and the cost of postage decreased by \$1054. This decrease was achieved partly by deferring the purchase of bulk supplies from the end of the year until the start of 2015-2016.
- The percentage of orders placed by email increased from 66% to 68%.
- The average value of orders supplied was \$16.17, down from \$16.93.
- The average price paid per item supplied was \$1.91, up from \$1.70.
- The average number of items per order was 8.7, down from 10.3.

Management arrangements for the Distribution Service continued to work well, with:

responsibility for stocking Distribution List items and despatching orders handled by eight Distribution Officers, with Peter Hobbis as Distribution Manager.

Integrated funding of the Distribution List and Auction managed by the Treasurer.

It is pleasing that we have been able to continue to offer full sets of new timetables as they are issued. This is achieved with the co-operation of operators and the support of Distribution Officers who collect and despatch these sets of timetables.

The most popular item for the year was the Gold Coast Light Rail timetable and brochure, July 2014, with 16 orders in the August 2014 Distribution List. There were also 14 orders for three items: the PTV Tullamarine bus timetables dated 27 July 2014, the V/Line regional timetable books dated 12 October 2014, and the NSW Train-Link timetables for Newcastle and Hunter lines dated 5 January 2015.

Generally, new rail timetables were the most popular each month when they were listed, otherwise the most popular item was a current country town bus timetable or a set of new metropolitan bus timetables, usually with about 12 orders.

Our special thanks go to ATA member Samuel Rachdi at Fahrplancenter in Switzerland who regularly supplies copies of public transport timetable books from various regions in Europe.

Financially, the Distribution List made an operational profit for the year of \$604. However, when the accrual adjustments are made for the funds held in credit for the Distribution List and Auctions, the result is a profit of \$816.

At the end of the year, the Distribution Service held \$2441 in credit for payments that have been made in advance for Distribution List orders, and decrease of \$212 on the previous year. In the ATA Financial Statement, these credit funds are shown as a liability.

Postage stamps still remain an integral, albeit diminishing, part of the Distribution List trading. 6% of payments were made with stamps, down from 7% in the previous year. Stamp trading for distribution list orders is kept outside the ATA accounts. Accumulated stamps were sold during the year for their face value of \$160 which was then included as income. The asset value of stamps held at the end of the year decreased from \$295 to \$51.

Increases in postage costs continue to have a direct impact on Distribution Service costs. There were increases in parcel postage rates in October 2014 and March 2015. Wherever feasible, pre-paid postage envelopes or satchels are used for the despatch of orders, as these are generally cheaper than using postage stamps.

A trial was conducted in the May 2015 Distribution List with the inclusion of hyperlinks to websites with interesting timetable files. This was deemed to be inappropriate for the Distribution List and arrangements were made for these hyperlinks to be placed on the ATA website as a service to members.

The Distribution List continues to provide some items in both print and file formats. Where both formats are available, it is important that the preferred format is clearly indicated on the order form. Failure to do so creates a lot of extra work for the Distribution Manager and delays the despatch of the order.

The success of the Distribution List would not be possible without the consistent and regular contributions from the supporters who are listed each month in the Distribution Lists. Peter Hobbs is doing admirable work as Distribution Manager and arranging for the prompt despatch of orders by the Distribution Officers who collect items from their home city: Geoffrey Clifton, Hilaire Fraser, Joe Friedman, Peter Graham, Geoff Hassall, Michael Marshall, and Victor Isaacs. Hilaire also assists greatly by researching new timetables and sending requests for them to operators.

Robert Henderson and Joe Friedman have retired as Distribution Officers. We acknowledge with grateful thanks their enduring contributions to the Distribution Service for many years.

The Distribution List is compiled each month by Len Regan from the lists supplied by the Distribution Officers. Len also retains the records of items ordered and manages the finances of the Distribution List.

Other members who regularly supply material deserve special mention and appreciation, including Barry Blair, Paul Brown, Scott Ferris, Frank Goldthorpe, Stephen Gray, Dennis McLean, John Mikita, Samuel Rachdi, Peter Walhouse and David Whiteford. Thanks also go to Simon Aalbers, Ian Brady, Ian Cooper, Graeme Cleak, Adrian Dessanti, Stephen Haby, David Hennell, Geoff Mann, Geoff Lambert, Tony McIlwain, James Ng, Vic Solomons, Michael Smith, Jim Wells, Roger Wheaton and Brendan Whyte for their contributions. Public Transport Victoria also supplies the timetables requested by Michael Marshall. The cooperation by many bus companies in supplying timetables is also acknowledged with gratitude.

It is our hope that in 2015-2016 the decline in the popularity of the Distribution List in the last 2 years will plateau, and that we can satisfactorily adapt to the challenges we are facing.



Membership Officer's Report 2014-2015

MICHAEL SMITH



As at 30 June 2015, we had 133 financial members and 4 magazine exchanges/copies as listed by type in the Table at right. Financial Members as at the date of printing the AGM are shown on page 19 of this report. This year we welcomed the following new members:

Matthew Julian, Sohtaka Kikachi, Phillip Long and Colin Symes. We thank you all for a high renewal rate and keeping the timetable alive and well.

Types of members	Code	Number on Active list
Life Members	1	2
Normal Members	2	134
Magazine Exchanges	3	1
Statutory Magazine Copies	4	3
Non-member retain name	5	0
Family Member	6	0
Sales	7	0
Linked Member	8	0
Student member	9	1
Total on list (=# mailed to)		141
Currently Financial		139





Auctioneer's Report 2014-2015

GEOFF HASSALL



In a number of areas, this report is a reflection of the 2014 one. The auction is travelling satisfactorily, providing useful material for a few enthusiastic collectors and analysts, plus a modest but very useful revenue stream for ATA, and a valuable outlet for those choosing to downsize or dispose of their collections.. Working timetables again proved the most popular items this year, followed closely by urban public bus timetables. Modern material, unless very hard to get, was largely ignored. Overseas material and non-timetable material proved most difficult to move. As before, any material not sold after two catalogue entries were offered in the Distribution List (DL, often with greater success), or placed in the National Timetable Collection if appropriate (no vendor asked for his material back). A small improvement in presentation was agreed upon by the committee, in the form of a change to printing the auction on a separate sheet to the DL, improving its visibility. This perhaps has resulted in a few more bidders becoming involved. Steps have been taken recently to investigate the possibility of using eBay to both buy and sell material for a wider clientele, thanks to Paul Brown, but it is too soon to judge if this is a viable long-term proposition.

The same problems remain from last year of only a relatively few members (and occasional strangers) bidding each month, and the supply of materials being very hit-and-miss and due to the efforts and generosity of only a few people (as vendors or donors), plus some deceased estates. It is difficult to see how these problems could be overcome, especially as I feel that there are a number of misconceptions in the minds of potential bidders, which are hard to break down. There have been some high-quality material come through that has not received a bid. Do members already have the material? Are they not interested? Do they feel that the auction is not for them (while in some cases making good use of the DL)? Do they believe that they will be overbid if they make just a small bid? (Not true in many cases- many items have sold at or just above the reserve- or not at all). I hope the price has not put people off, because prices (except for the rarest material) are pitched to cover postage as individual items plus a few dollars to pay vendors and give ATA a small profit. Unfortunately, some items must attract a higher reserve due to their size & thus higher postage costs.

Finally, I would like to take this opportunity to thank Len Regan for his help and forbearance in my endeavours (often adding extra items to 'top off' the catalogue on top of his other end-of-month duties). I would find the task of auctioneer much more burdensome without his support and wise counsel as well as his handling of the auction financials.

In conclusion, the auction is travelling reasonably well, but participation is such that the loss of a few generous donors and keen vendors, or some of the more enthusiastic bidders, would result in a much less comfortable situation.





Archives Officer Report 2014-2015

GEOFFREY CLIFTON



Progress on the National Timetable Collection continues to be made with a recent working bee held in Melbourne sorting through a large amount of material to go to the Collection with surplus to the Auction and Distribution List with major contributions from the collections of Joe Friedman and Geoff Lambert. Particular thanks go to Len Regan for taking over the running of the Collection within Victoria with Geoffrey Clifton continuing to organise the Collection within NSW and to liaise with the State Library of Victoria. At least two further deposits of material will be made this financial year.



Webmasters' Reports 2014-2015

MICHAEL SMITH AND ALEX SIMS

All logos and references to AATTC have been changed to ATA where applicable. Alex is currently redesigning our web site, looking at the robots.txt file, adding a favourite icon file



so when you load our web site, our clock logo now appears in the tab of your browser.

The next jobs will be to separate presentation, content, and put on GIT HUB, for other developers to add to the project.



Branch Reports 2014-2015

ATA has Branches Everywhere!



Adelaide

The South Australian Division held its usual two scheduled meetings during the year in May and November. Unfortunately in both cases attendance was less than expected despite an attempt being made to find the most suitable day prior to the meeting date being determined. Roger Wheaton has continued to be the local convenor and has provided the venue for these meetings.

ROGER WHEATON

Brisbane

Five Brisbane members regularly attend the quarterly meetings. Discussion usually lasts three hours or so and can range far and wide in the general parameters of "transport". In the absence of much change in rail timetables and the cessation of printed working timetables interest is often generated around members trips since the previous meeting. Historic timetables are always of interest as members have limited knowledge of transport of the past, with QR now having run trains to timetables for over 150 years !! It is now 45 years since the end of QR steam and BCC trams and trolley buses.

At the most recent meeting members recommended to the Committee that availability of the publications via the internet be considered. Benefits of this approach, which works well for other organisations include reduced cost; better quality of reproduction of the magazines and a simpler means of storage.



BRIAN WEBBER

Canberra

The Canberra Division has continued to meet on the second Thursday of every month in an informal setting over dinner at the Ainslie Football Club. Attendance includes ATA members as well as others with an interest in any aspect of transport. At one meeting we received an audio-visual presentation from the Capital Metro project team on the proposed light rail for Canberra.

DAVID CRANNEY

Melbourne

The Melbourne Division meetings of the Association are held 5 times per year and have a small but very loyal attendance. Meetings are held at the home of David Hennell. All meetings include general discussion and there is usually a session on a topic of interest, mostly Australian. The main focus of the Melbourne meetings is railways as this is the major interest of the attendees.

The topics presented in the 2014—2015 year under review were:-

- July 2014: 1941 Maryborough Highland Gathering (Oct 1940 WIT for Maryborough and 1963/64 Christmas/New Year WTT, too); operations using only 2 platforms at Sunshine in December 2013 - *David Hennell*
- September 2014: Melbourne suburban railway quiz -Brian Sherry; VR ABC rail motor services in the Goulburn Valley in the 1920s- *David Hennell*
- November 2014: VR 8th January 1883 Service Timetable (i.e. WTT) - *David Hennell*
- March 2015: reduction in through trains to Kew in Suburban PTTs of 9th August 1937 and 29th November 1937, also the Kew goods service from the WTT of the latter date - *David Hennell*
- May 2015: suburban set working in the VR 8th January 1883 Service Timetable -*Graeme Cleak*

My thanks to the Melbourne (and Yea) members for their continued contribution to and support of the Association.

DAVID HENNELL

Sydney

The Sydney Division meetings continue to be very well patronised with a good mix of locals and interstate visitors. We thank everyone who has come along to North Sydney over the year. As ever, the highlights of the meetings are (in no particular order), the chat about the latest transport developments, the grab table and the afternoon tea. Meetings are held every quarter on the first Saturday of February, May, August and November at St Peter's Presbyterian Church Hall, 181 Blues Point Road, North Sydney from 1500.

GEOFFREY CLIFTON

Minutes of the 2014 (31st) ATA AGM



AATTC

Australian Association of
Time Table Collectors Inc.



Inc. No. A0043673H

Minutes of the 2014 (31st) ATA AGM Held at Transit Graphics, Canberra on 18th October 2014.

Meeting opened 14:15 hours.

1. Welcome and Apologies

Present: Len Regan, Geoffrey Clifton, Geoff Lambert, Nicky Buckley, Michael Smith, Craig Halsall, Victor Isaacs, David Cranney, Peter Murphy, Paul Brown, Geoff Hassall, Tris Tottenham.

Proxies:

Roger Wheaton appointed Len Regan; Paul Nicholson appointed Victor Isaacs; Hilary Fraser appointed Michael Smith; Geoff Mann appointed the secretary. Secretary's note: a lost proxy from Michael Marshall was received well after the event, however as it was signed and postmarked before the event, it would have to be included as a genuine proxy.

Apologies: Dennis Mclean, Jim Wells, Michael Marshall, Roger Weaton, Geoff Mann, Dr Brendan Whyte, Tim Fischer, Roger Wheaton, Hilaire Fraser.

2. Minutes of the 2013 (30th) AATTC and Inaugural ATA AGM

Acceptance of previous AGM: Moved Victor Isaacs; seconded Geoff Hassall; Passed

3. Business arising from the Minutes

None

4. Correspondence

The following is a scan of a hand written note from Tim Fischer:

Kind Regards
Michael Smith,

WB *Michael,*

/PTO for ATA information

CONGRATULATIONS TO ALL INVOLVED, THE
DUAL PRODUCTS UNCOVER MUCH AND GIVE
DETAILS OF MANY INTERESTING TIMETABLE TWISTS!

Tim

5. Reports:

All reports were presented in written form in the Annual Report. In some cases, the presenters spoke to their reports

5.1 President:

President's report acceptance moved: Geoff Lambert; seconded Victor Isaacs; Passed

5.2 Treasurer

Len is looking for someone to support him with a long-term view of replacing him

Treasurer's report acceptance: moved Len Regan; seconded Geoff Lambert; Passed

5.8 Auction

5.9 National Timetable Collection

5.10 Divisional Reports

5.10.2 Adelaide

5.10.2 Brisbane

5.10.3 Canberra

5.10.4 Melbourne

5.10.5 Sydney

5.3 Table Talk Editor

5.4 Times Editor

5.5 Production Manager

5.6 Distribution Manager

5.7 Membership Officer

6 Election of the Committee of Management

6.1 President: Geoff Lambert was elected unopposed

6.2 Vice-President: Hilaire Fraser was elected unopposed

6.3 Secretary: Michael Smith was elected unopposed

6.4 Treasurer: No Nomination received. Nominations called for from the floor. Geoff Lambert nominated Len Regan who accepted. No further nominations, Len Regan was elected unopposed

6.5 Five Ordinary Committee Members: Nominations received for: Geoff Hassall, Victor Isaacs, Nicky Buckley, Roger Wheaton.

With a vacancy for one committee member, Len Regan nominated Michael Marshall and, with no further nominations, all five were elected unopposed.

7. General Business

None

8. Any other business that may be permitted under the Rules

None

9. Location of 2015 (32nd) AGM

Len Regan agreed to approach the Melbourne Division to ask them whether they would host the next AGM



Membership List as at 24th August 2015

This list is of personal memberships only. These are the only people who may vote, nominate or be elected at the AGM. . Names in bold red are new members– Welcome!

HONORARY LIFE MEMBERS

HENNELL, David
ISAACS, Albert

FINANCIAL MEMBERS

AALBERS, Simon
ABRAMS, John
BARKER, Clive
BARKER, Phil
BLOOMFIELD, John
BLOWER, Chris
BRADY, Ian
BRIDGER, Ron
BROWN, Paul
BROWNBILL, Chris
BUCKLEY, Nicky
CHAPMAN, Ken
CLARK, Jim
CLEAK, Graeme
CLIFTON, Geoffrey
COKER, Brian
COLE, Donald
COLLYER, Alan
COOPER, Ian
COPLEY, David
CRANNEY, David
CUMMING, Glenn
CZOBIK, Edward
DAVIS, Graham
DON, Peter
DUDMAN, Gordon
DUFFIN, Graham
EVANS, John
FARR, Noel
FENN, Neville
FERGUSON, Jim
FERRIS, Scott
FIELD, Robert
FINDLAY, Vance
FISCHER, Tim (AC)
FRASER, Hilaire
GEORGE, Paul
GOLDTHORPE, Frank
GRAHAM, Peter
GRAY, Stephen
GRAY, Alan
HABY, Steven
HARRADENCE, Brian
HASSALL, Geoff
HENDERSON, Robert
HOBBIS, Peter
HUNTER, Glen

HYLAND, Les
IRVINE, Richard
ISAACS, Victor
JOHNSTONE-DONNET, Owen
JULIAN, Matthew
KIKACHI, Sohtaka
KILLINGSWORTH, Andrew
LAMBERT, Geoff
LESLIE, Brett
LEWIS, Ben
LEWIS, David
LONG, Phillip
MACAUSLAN, Duncan
MANN, Geoffrey
MANNING, Ian
MARSHALL, Michael
MARSHALL, Roy
MARTIN, Ian
MATHESON, David
MAY, Richard
MCDONALD, Edward
MCILWAIN, Tony
MCLEAN, Dennis
MCLEAN, Andrew
MENKA, Herbert
MIKITA, John
MILES, Allan
MORRISON, Ross
MURPHY, Peter
NG, James
NICHOLSON, Maxwell
NICHOLSON, Paul
NOWELL, Russell
OGLE, Dean
PALMER, Kevin
PANDILOVSKI, Chris
PATON, Jeremy
PEATTIE, Duncan
PECK, Richard
PRENDERGAST, Ron
PRICE, Richard
PRIDE, Alan

RACHDI, Samuel
REGAN, Len
REYNOLDS, Graeme
RICHARDSON, Lachlan
SCRAFTON, Derek
SHEPPEARD, Russell
SHERRY, Brian
SHILLABEER, Andrew
SIMPSON, Brian
SIMS, Alex
SINCLAIR, Bruce
SLAVEN, John
SMIT, Lourens
SMITH, Conrad
SMITH, Michael
SOLOMONS, Vic
SPETTS, Charles
STOKES, Jim
SYMES, Colin
SYMON, Michael
TALBOT, Richard
TATE, Trevor
THOMAS, Bruce
THOMAS, James
THOMPSON, Paul
TOTTENHAM, Tris
TURNBULL, Graeme
VALE, Michael
WACKER, Ian
WALHOUSE, Peter
WALKER, Doug
WARD, Stephen
WARD, John O.
WEBBER, Brian
WEBSDALE, Alan
WELLS, James T
WEMBRIDGE, W.L.
WHEATON, Roger
WHITEFORD, David
WHYTE, Brendan
WILLSON, Ross
YOUNG, Mr Justice Peter

I am always particularly struck by the level of pro-active participation by our membership base. By my count , more than 40% of our members are proactive through their contributions to the running of the Association. This must be something of a world record.—Geoff Lambert

Office Holders 2014-2015

President	Geoff Lambert	G.Lambert@inet.com.au
Vice-President	Hilaire Fraser	hnfras5@bigpond.net.au
Secretary	Michael Smith	volvob10m0007@hotmail.com
Treasurer	Len Regan	aattc.do@hunterlink.net.au
Committee Member	Roger Wheaton	
Committee Member	Michael Marshall	
Committee Member	Nicole Buckley	
Committee Member	Geoff Hassall	
Membership Officer	Michael Smith	volvob10m0007@hotmail.com
Editor, <i>Table Talk</i> (Rail/Tram/Air/Ferry)	Victor Isaacs	abvi@inet.net.au
Editor, <i>Table Talk</i> (Bus)	Craig Halsall	craig.halsall@gmail.com
Editor, <i>The Times</i>	Geoff Lambert	G.Lambert@inet.com.au
Production Manager	Geoff Lambert	G.Lambert@inet.net.au
Archives Officer	Geoffrey Clifton	geoffrey.clifton@sydney.edu.au
Auctioneer	Geoff Hassall	geoffrey.hassall@gmail.com
Distribution Manager	Peter Hobbis	19 Yara Crescent Maryland NSW 2287 17 Louise Crescent MORPHETT VALE SA 5162 peterhobbis@gmail.com
Distribution Officers	Geoffrey Clifton	geoffrey.clifton@sydney.edu.au
	Hilaire Fraser	hnfras5@bigpond.net.au
	Joe Friedman	jfriedman@goldcoast.qld.gov.au
	Peter Graham	pg89@bigpond.com
	Geoff Hassall	geoffrey.hassall@gmail.com
	Robert Henderson	rh261933@bigpond.net.au
	Michael Marshall	mma64118@optusnet.com.au
	Len Regan	aattc.do@hunterlink.net.au
	Roger Wheaton	rogertw@adam.com.au
Webmasters	Michael Smith	volvob10m0007@hotmail.com
	Alex Sims	
Adelaide Convenor	Roger Wheaton	rogertw@adam.com.au
Brisbane Convenor	Brian Webber	bwebber5@bigpond.com
Canberra Convenor	David Cranney	cranney@inet.net.au 0421174951
Melbourne Convenor	David Hennell	
Sydney Convenor	Geoffrey Clifton	Geoffrey.Clifton@sydney.edu.au



"PERHAPS WE SHOULD CONSIDER THE CHOICE OF BISCUITS AS AN OPERATIONAL MATTER AND MOVE ON"



Proceedings of the 2014-2015 ATA AGM

Results and Notes

Results of elections and motions on Reports

Position	Nominee	Nominator	Elected?	Notes
Committee Member				
Committee Member				
Secretary				
Vice President				
President				
Committee Member				
Treasurer				
Committee Member				
Committee Member				
Committee Member				
Report acceptance	Moved by	Seconded by	Passed?	Notes
President's Report				
Treasurer's Report				

Your Notes: